

How to Register as a Team or Participant

Visit the event's main page: <https://www.canadahelps.org/en/charities/835717497RR0002-alberni-valley-hospice-society/p2p/SOFTWH2021/>

Select **“Join a Team”**, **“Create a Team”**, or **“Join as an Individual”**

The screenshot shows the event page for "Stepping Out for Ty Watson House". At the top, it says "Raising funds for Alberni Valley Hospice Society" and has a "Donate Now" button. Below that, it shows "\$6,074.00 raised of \$20,000.00" with a progress bar. To the right, it says "20 days REMAINING" and "Campaign Ends May 31, 2021". There are social media share icons for Facebook, Twitter, LinkedIn, Email, and Print. At the bottom, there are three buttons: "Join a Team", "Create a Team", and "Join as an Individual", which are highlighted with a red box. To the right of these buttons is a search bar with the text "Search for teams, Individuals..." and a magnifying glass icon.

Join a Team


If you click “Join a Team”, you will be taken to the list of current teams. Select the team you wish to join by pressing the “Join this Team” button beside their name.

The screenshot shows the "Teams (6)" page. At the top, there are three tabs: "About Campaign", "Teams (6)", and "Participants (15)". The "Teams (6)" tab is selected. Below the tabs, there are six team cards. Each card has a logo, a team name, a raised amount, a "Join this Team" button, and a "Go to page >" button. The "Ladies Of The Loop" team's "Join this Team" button is highlighted with a red box. The "Royal LePage Port Alberni" team has a "By invitation" button instead of a "Join this Team" button.

Team Name	Amount Raised	Join Button	Go to page >
Ladies Of The Loop	\$510.00	Join this Team	Go to page >
Up-Steppers	\$394.00	Join this Team	Go to page >
Royal LePage Port Alberni	\$210.00	By invitation	Go to page >
Squirreltastic	\$115.00	Join this Team	Go to page >
1st Port Alberni Scouts Stepping Out for Ty Watson House	\$0.00	Join this Team	Go to page >
Goal Diggers	\$0.00	Join this Team	Go to page >

Note: If the team you wish to join says “By invitation”, you will have contact the owner of the team to invite you to join.

Fill out the form on the following page, then select “Continue”.



Join Squirreltastic

It's easy! Follow the simple steps. In minutes, you'll be ready to get started making a real difference.

1 of 2

EMAIL*

Your email address

PROVINCE/STATE

POSTAL CODE

Postal Code

Yes, I'd like to receive email communications from Alberni Valley Hospice Society. I understand I can withdraw my consent at anytime. For more details, please [contact us using the following information.](#)

Continue

On the second page, you will be asked to name your Personal Fundraising Page. We recommend using your full name so that it can be easily found by those who know you.

Create Your Personal Fundraising Page

This is the page you'll share with friends and family for supporting your personal participation in the campaign

3 of 3

YOUR PERSONAL FUNDRAISING PAGE NAME*

Jane Smith

GOAL AMOUNT

\$ 200

Feel free to change your Goal Amount, Featured Image, and Fundraising Story to personalize your fundraising page!

When you are done, click "Continue".

To learn more about Ty Watson House or the Alberni Valley Hospice Society, please visit their website at www.albernihospice.ca

477 characters remaining (includes hidden HTML)

Continue

You will be taken to a place where you can manage your Personal Fundraising Page. For more information on managing your participant pages, [click here](#).

Jane Smith

In support of Stepping Out for Ty Watson House on behalf of Alberni Valley Hospice Society

[Welcome](#) [Details](#) [Images & Videos](#) [Donations](#)

Your Page Address

Include your page address in all your fundraising efforts so people can easily donate to your fundraiser, learn more about the campaign, or join as a participant. Use the short address to simplify the appearance of your message.

SHORT URL

<https://www.canadahelps.org/me/RItSrA7> **Copy**

Create a Team

When you select “Create a Team”, you will first create your “Personal Fundraising Page”, and THEN your team page.

We recommend using your full name for the name of your “Personal Fundraising Page” so that it can be easily found by those who know you.

Create Your Personal Fundraising Page

This is the page you'll share with friends and family for supporting your personal participation in the campaign. You'll create your team page next.

3 of 4

YOUR PERSONAL FUNDRAISING PAGE NAME*

Jane Smith

GOAL AMOUNT

\$ 200

FEATURED IMAGE

Feel free to change your Goal Amount, Featured Image, and Fundraising Story to personalize your fundraising page!

When you are done, click "Continue".

To learn more about Ty Watson House of the Alberni Valley Hospice Society, please visit their website at www.albernihospice.ca

477 characters remaining (includes hidden HTML)

Continue

On the next screen you will create your Team Page.

Enter your Team Name as you want it to be shown to others.

Create Your Team Page

This is the page where others come to join your team. It shows your team's collective fundraising results, individual team member results and provides links to each team member page.

4 of 4

YOUR TEAM'S NAME

The Smith Family Team

GOAL AMOUNT

\$ 1000

Feel free to change your team's Goal Amount, Featured Image, and Fundraising Story to personalize your Team page!

When you are done, click "Continue".

You will be taken to a place where you can manage your Personal and Team pages.

For more information on managing your team or participant pages, [click here](#).

Jane Smith

In support of Stepping Out for Ty Watson House on behalf of Alberni Valley Hospice Society

[Welcome](#) [Details](#) [Images & Videos](#) [Donations](#)

Your Page Address

Include your page address in all your fundraising efforts so people can easily donate to your fundraiser, learn more about the campaign, or join as a participant. Use the short address to simplify the appearance of your message.

SHORT URL

[Copy](#)

Join as an Individual

Fill out the form to create your "Personal Fundraising Page".

We recommend using your full name for the name of your "Personal Fundraising Page" so that it can be easily found by those who know you.

Create Your Personal Fundraising Page

This is the page you'll share with friends and family for supporting your personal participation in the campaign

3 of 3

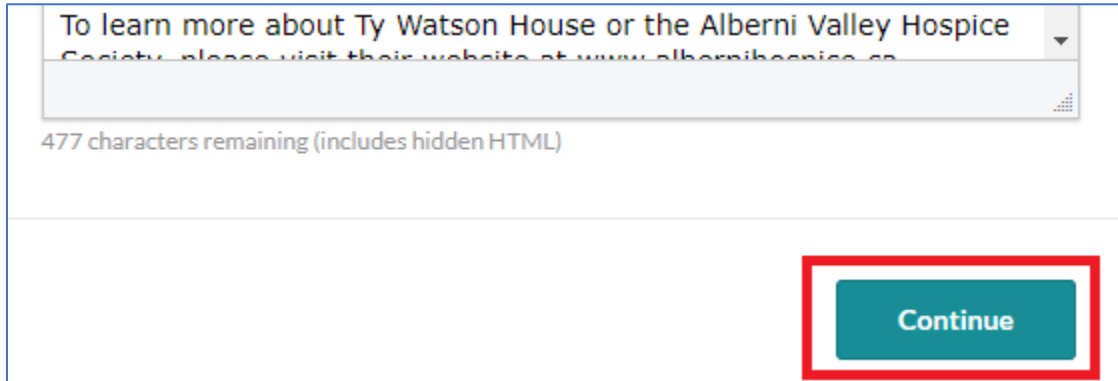
YOUR PERSONAL FUNDRAISING PAGE NAME*

GOAL AMOUNT

FEATURED IMAGE

Feel free to change your Goal Amount, Featured Image, and Fundraising Story to personalize your fundraising page!

When you are done, click "Continue".



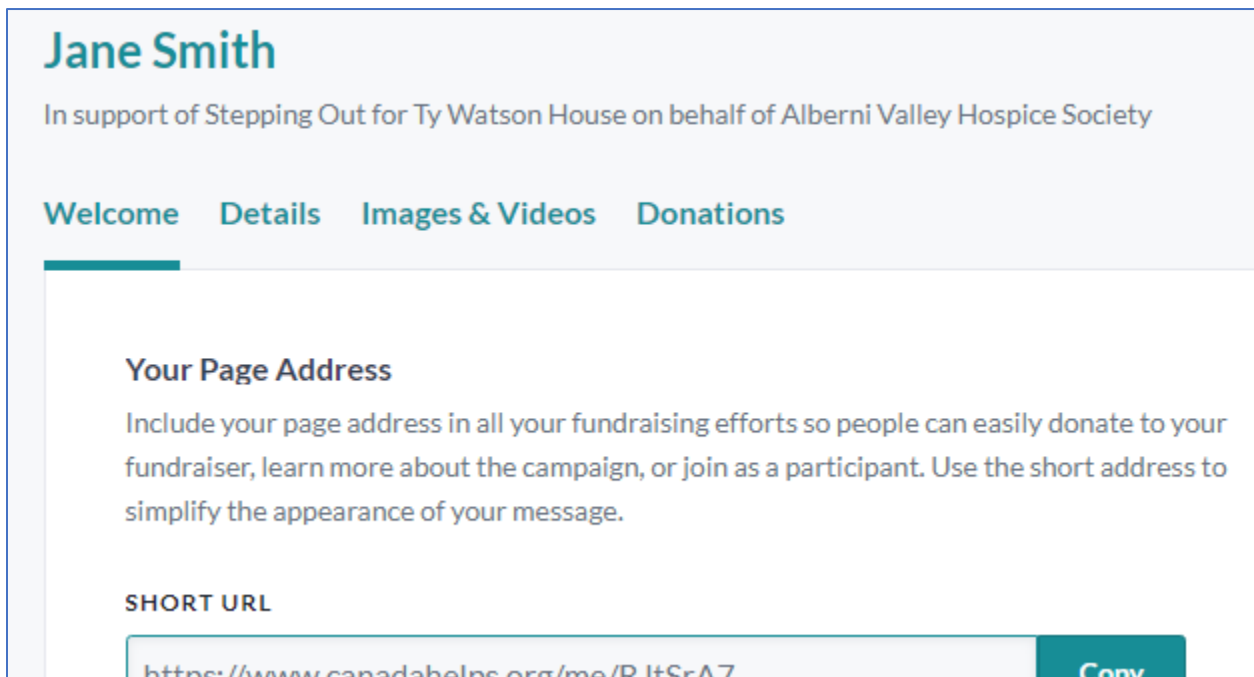
To learn more about Ty Watson House or the Alberni Valley Hospice Society, please visit their website at www.albernihospice.ca

477 characters remaining (includes hidden HTML)

Continue

You will be taken to a place where you can manage your Personal Fundraising Page.

For more information on managing your participant pages, [click here](#).



Jane Smith

In support of Stepping Out for Ty Watson House on behalf of Alberni Valley Hospice Society

Welcome Details Images & Videos Donations

Your Page Address

Include your page address in all your fundraising efforts so people can easily donate to your fundraiser, learn more about the campaign, or join as a participant. Use the short address to simplify the appearance of your message.

SHORT URL

<https://www.canadahelps.org/me/RItSrA7> **Copy**